



# Calypso Shelving

2022 Specification Guide

# Specification Guide

# Calypso Shelving

Calypso is a hugely versatile shelving system that provides the perfect blend of style and functionality. High quality manufacturing processes and materials ensure that Calypso is a very competitively-priced premium range product.

A huge choice of colours ensures that this timber system will not only look great but will also provide the flexibility that is required for todays demanding library environments. All shelves, including the revolutionary 3-way shelf positioning system, can be easily adjusted for full flexibility.

Available with either open tops or canopies.



## Sizes available

### What's the difference?

Our reference size is the industry standard sizing for shelving, and makes ordering from us a lot simpler. Please use the reference size when placing your order.

The actual size is primarily for use by architects and designers who need exact measurements for drawings and site layouts.

## Wall Freestanding

	Reference Size (mm)	Actual Size (mm)	
		Starter Bays	Add-On Bays
Height	2100	2110	2110
	1800	1810	1810
	1500	1510	1510
	1200	1210	1210
	900	910	910
Width	900	1008	954
	700	808	754
	500	608	554
Depth	280	308	308

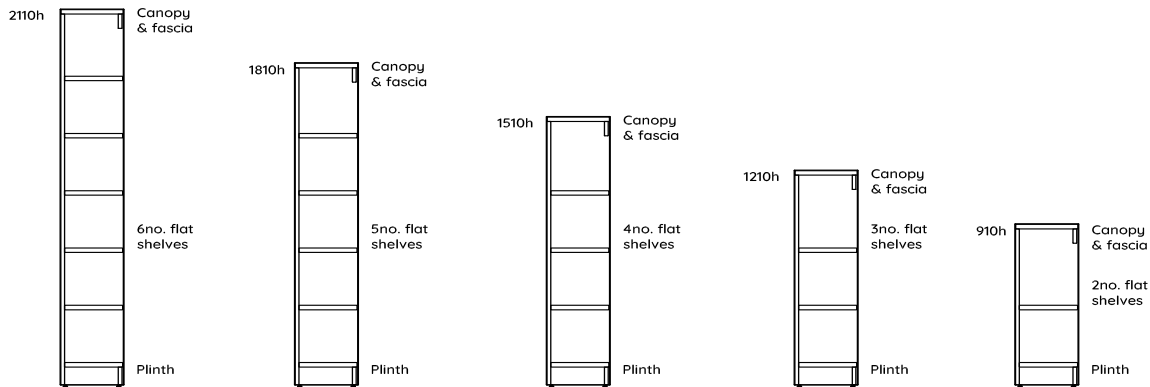
## Double Sided Island

	Reference Size (mm)	Actual Size (mm)	
		Starter Bays	Add-On Bays
Height	2100	2110	2110
	1800	1810	1810
	1500	1510	1510
	1200	1210	1210
	900	910	910
Height		With Castors	
	1500	1595	1595
	1200	1295	1295
	900	1008	954
	700	808	754
Width	500	608	554
Depth	280	586	586

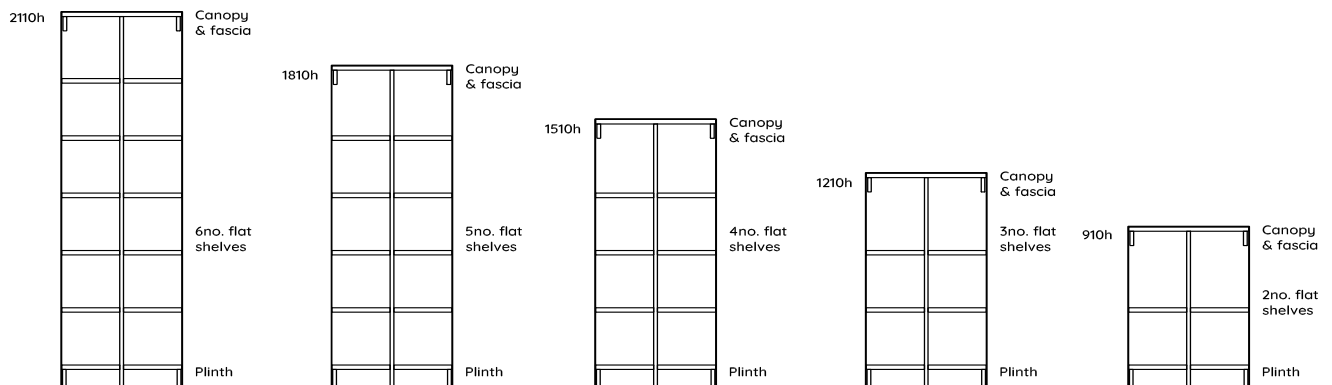
## Elevations

### Wall Freestanding

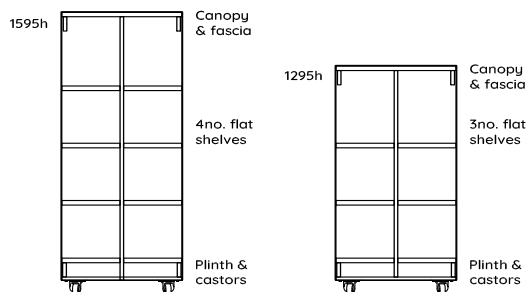
### Heights (mm)



### Double Sided Island



### Double Sided Island with Castors



#### Please note:

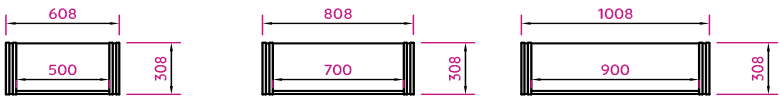
- All shelves are 280mm deep
- Levelling feet adjustment can add up to 15mm to the actual height of all Freestanding and Island units.



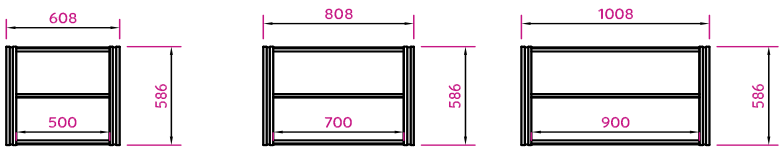
Plan View

Starter Bays Widths and Depths (mm)

Wall Freestanding

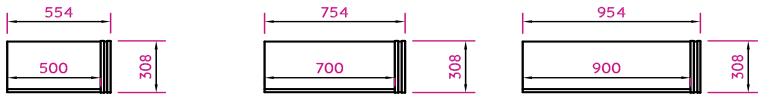


Double Sided Island

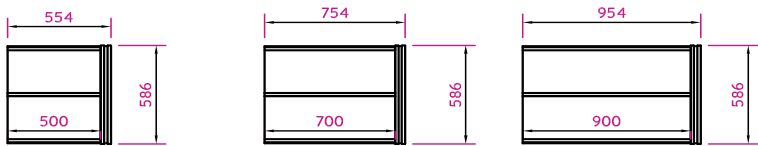


Add-On Bays Widths and Depths (mm)

Wall Freestanding



Double Sided Island




3 Way Shelving System



Standard flat shelf



Tilted shelf



Face out display

## Accessories



Bay Headers



Slat Headers



Sprung Book Support



Lockable Castors

## End panel options



Wow Display Panel



Graphic

## Standard MFC Colours More MFC colour options are available upon request



**Maple**  
Egger H1521



**Oak**  
Krono D687




**Beech**  
Egger H1511



**Walnut**  
Krono D481



**White**  
Egger W1000



**Light Grey**  
Egger U708



**Silver**  
Egger F501



**Graphite**  
Krono U164



**Red**  
Egger U321




**Yellow**  
Egger U114



**Blue**  
Egger U525



**Sea Blue**  
Krono U3824



**Caribbean**  
Krono U2510



**Emerald**  
Krono U155



**Melon**  
Krono U4814

## Premium MFC Colours More MFC colour options are available upon request



**Purple Jam**  
F Unilin U140



**Lime Grass**  
Krono 5519




**Saffron Yellow**  
Krono U2644



**Flame Orange**  
Krono 7176



**Jaffa**  
Krono U2645




**Light Lilac**  
Krono U1254



**Fuchsia**  
Egger U337



**Mamara**  
Krono 5515



**Mint**  
Krono U126



**Petrol**  
Krono U4821

### Important Note:

The printing process or computer screen cannot reproduce exactly the subtle colours, textures and finishes of the decor range.

Please review a sample prior to ordering.

Laminate and Acrylic end panel colours are available upon request due to quantity of options available.

20% premium charge for "Premium" colour options.



# Elements

Display &  
Promotion

2022 Specification Guide



Create an immediate 'WOW' in any space!

Perfect for promoting stock and encouraging reader development, this new collection has been especially designed to accommodate all types of media and ensure that your library is never short of dynamic displays.





**Large Adult Reading Cove** (mobile or static)



**Order Ref: ELE03**

Size without castors: 1500mm(W) x 880mm(D) x 1519mm(H)

Size with castors: 1500mm(W) x 880mm(D) x 1587mm(H)

**Small Adult Reading Cove** (mobile or static)



**Order Ref: ELE04**

Size without castors: 800mm(W) x 880mm(D) x 1519mm(H)

Size with castors: 800mm(W) x 880mm(D) x 1587mm(H)

**Wallmounted Magazine Displayer**



**Order Ref: ELE07**

Size: 900mm(W) x 168mm(D) x 1200mm(H)



## Single Sided Magazine Displayer



Order Ref: ELE05

Size: 900mm(W) x 325mm(D) x 1625mm(H)

## Double Sided Magazine Displayer

(mobile or static)



Order Ref: ELE06

Size without castors: 900mm(W) x 500mm(D) x 1625mm(H)

Size with castors: 900mm(W) x 500mm(D) x 1750mm(H)

## Mobile Large Book Display Table



Order Ref: ELE09

Size: 750mm(W) x 750mm(D) x 815mm(H)

## Mobile Tiered Book Display



Order Ref: ELE11

Size: 1000mm(Diam) x 1138mm(H)

## Pyramid Display (mobile or static)



Order Ref: ELE14

Size without castors: 958mm(W) x 920mm(D) x 1019mm(H)

Size with castors: 958mm(W) x 920mm(D) x 1159mm(H)

## Mobile Tri-Tower Book/Leaflet Display



Order Ref: ELE16

Size: 932mm(W) x 871mm(D) x 1640mm(H)

## Double Sided "A" Frame Book Display

(mobile or static)



Order Ref: ELE17

Size without castors: 618mm(W) x 1156mm(D) x 1450mm(H)

Size with castors: 618mm(W) x 1156mm(D) x 1575mm(H)

## Single Sided "A" Frame Book Display



Order Ref: ELE18

Size: 618mm(W) x 628mm(D) x 1450mm(H)



## Elements

designed for Children

### Small Children's Story Cove (mobile or static)



Order Ref: ELE02

Size without castors: 800mm(W) x 880mm(D) x 1219mm(H)

Size with castors: 800mm(W) x 880mm(D) x 1287mm(H)

### Large Children's Story Cove (mobile or static)



Order Ref: ELE01

Size without castors: 1500mm(W) x 880mm(D) x 1219mm(H)

Size with castors: 1500mm(W) x 880mm(D) x 1287mm(H)

### Children's WOW Hideaway (mobile or static)



Order Ref: ELE15

Size without castors: 1276mm(W) x 590mm(D) x 1218mm(H)

Size with castors: 1276mm(W) x 590mm(D) x 1286mm(H)

## Mobile Small Book Display Table



Order Ref: ELE08

Size: 600mm(W) x 600mm(D) x 815mm(H)

## Double Sided Display Arc



Order Ref: ELE10

Size: 800mm(W) x 623mm(D) x 1587mm(H)

## Mobile Book Display Tower



Order Ref: ELE13

Size: 400mm(W) x 400mm(D) x 1100mm(H)

## Elements

designed for Teenagers

### Double Sided Graphic Novel Displayer

(mobile or static)



Order Ref: ELE06

Size without castors: 900mm(W) x 500mm(D) x 1625mm(H)

Size with castors: 900mm(W) x 500mm(D) x 1750mm(H)

### Mobile DVD Display Tower




Order Ref: ELE12

Size: 558mm(W) x 558mm(D) x 1708mm(H)

Holds: 416 DVDs

### Single Sided Graphic Novel Displayer



Order Ref: ELE05

Size: 900mm(W) x 325mm(D) x 1625mm(H)

### Wallmounted Graphic Novel Displayer



Order Ref: ELE07

Size: 900mm(W) x 168mm(D) x 1200mm(H)



## Single-Sided Reading Tree



Order Ref: ELE19

Size: 1000mm(W) x 300mm(D) x 1500mm(H)

## Do you want something a little different?

Our reading trees offer a unique shelving system that children will love!

If our products are not quite right, Elements Display can be made completely bespoke and customised to suit your needs exactly! If you can't find what you are looking for, our talented team of experienced designers will transform your vision into a design that ticks all the boxes.

## Hideaway Tree with Book Display



Order Ref: ELE20

Size: 2277mm(W) x 917mm(D) x 2310mm(H)



## Standard MFC Colours More MFC colour options are available upon request



**Maple**  
Egger H1521



**Oak**  
Krono D687




**Beech**  
Egger H1511



**Walnut**  
Krono D481



**White**  
Egger W1000



**Light Grey**  
Egger U708



**Silver**  
Egger F501



**Graphite**  
Krono U164



**Red**  
Egger U321




**Yellow**  
Egger U114



**Blue**  
Egger U525



**Sea Blue**  
Krono U3824



**Caribbean**  
Krono U2510



**Emerald**  
Krono U155



**Melon**  
Krono U4814

## Premium MFC Colours More MFC colour options are available upon request



**Purple Jam**  
F Unilin U140



**Lime Grass**  
Krono 5519



**Saffron Yellow**  
Krono U2644



**Flame Orange**  
Krono 7176



**Jaffa**  
Krono U2645




**Light Lilac**  
Krono U1254



**Fuchsia**  
Egger U337



**Mamara**  
Krono 5515



**Mint**  
Krono U126



**Petrol**  
Krono U4821

### Important Note:

The printing process or computer screen cannot reproduce exactly the subtle colours, textures and finishes of the decor range.

Please review a sample prior to ordering.

More MFC colour options are available upon request.



# Landscape Shelving

2022 Specification Guide



# Specification Guide

# Landscape Shelving

As a superior shelving system, Landscape uses only the finest quality materials. It is an ideal choice for premium projects where results need to reflect visitor expectations.

Landscape represents excellence as standard, it delivers every time for quality, functionality and flexibility.



Sizes available

What’s the difference?

Our reference size is the industry standard sizing for shelving, and makes ordering from us a lot simpler. Please use the reference size when placing your order.

The actual size is primarily for use by architects and designers who need exact measurements for drawings and site layouts.

Wall Freestanding

	Reference Size (mm)	Actual Size (mm)	
		Starter Bays	Add-On Bays
Height	2100	2110	2110
	1800	1810	1810
	1500	1510	1510
	1200	1210	1210
	900	910	910
Width	900	950	925
	750	800	775
	300	350	325
Depth	280	308	308

Double Sided Island

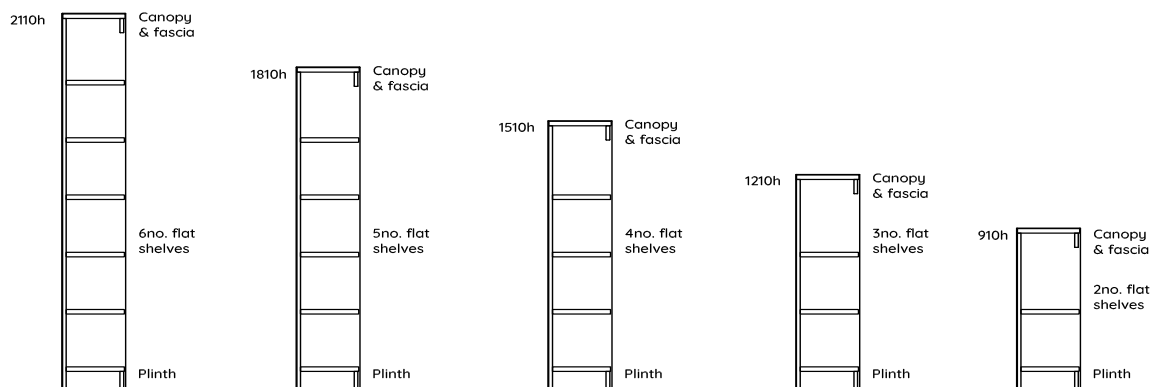
	Reference Size (mm)	Actual Size (mm)	
		Starter Bays	Add-On Bays
Height	2100	2110	2110
	1800	1810	1810
	1500	1510	1510
	1200	1210	1210
	900	910	910
		With Castors	
	1500	1595	1595
	1200	1295	1295
Width	900	950	925
	750	800	775
	300	350	350
Depth	280	586	586



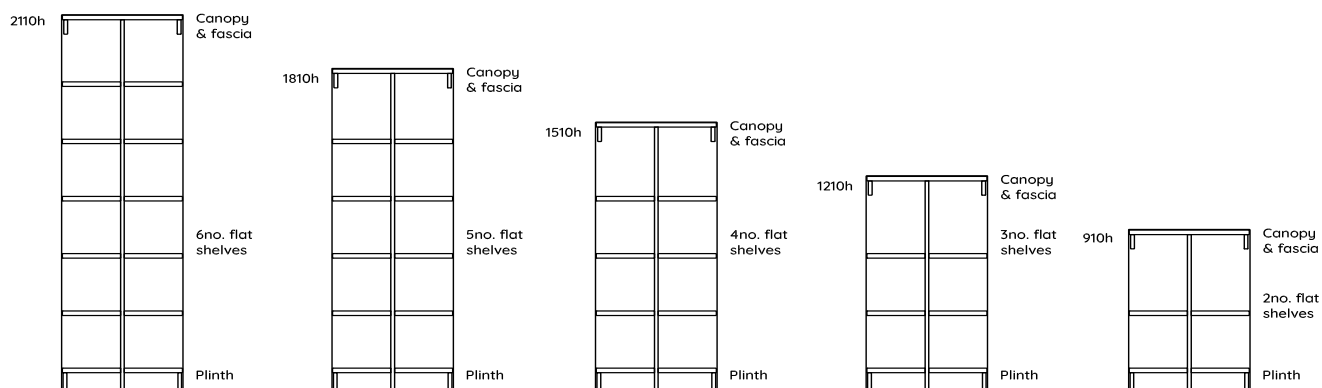
## Elevations

### Heights (mm)

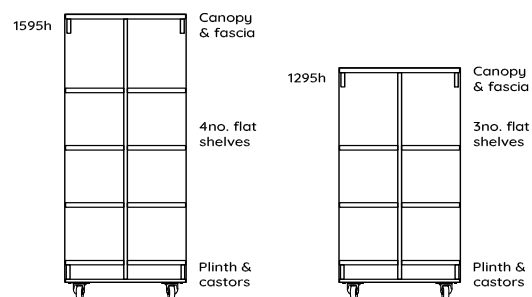
#### Wall Freestanding



#### Double Sided Island



#### Double Sided Island with Castors



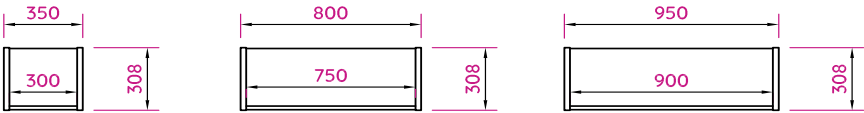
#### Please note:

- All shelves are 280mm deep
- Levelling feet adjustment can add up to 15mm to the actual height of all Freestanding and Island units.

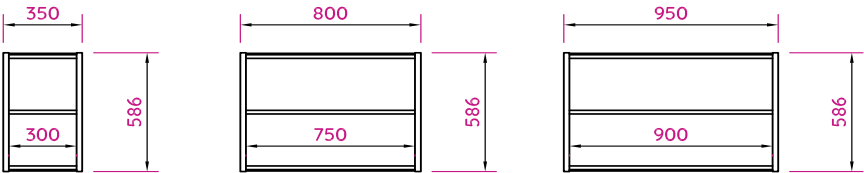
Plan View

Starter Bays Widths and Depths (mm)

Wall Freestanding

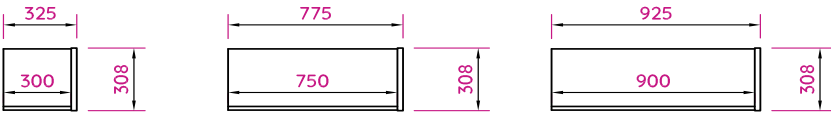


Double Sided Island

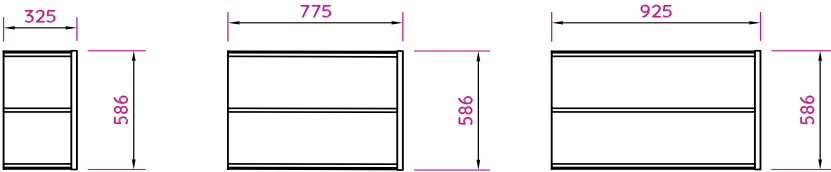


Add-On Bays Widths and Depths (mm)

Wall Freestanding



Double Sided Island



3 Way Shelving System



Standard flat shelf




Tilted shelf




Face out display


Standard MFC Colours More MFC colour options are available upon request




**Maple**  
Egger H1521




**Oak**  
Krono D687




**Beech**  
Egger H1511



**Walnut**  
Krono D481




**White**  
Egger W1000



**Light Grey**  
Egger U708



**Silver**  
Egger F501



**Graphite**  
Krono U164



**Red**  
Egger U321



**Yellow**  
Egger U114



**Blue**  
Egger U525



**Sea Blue**  
Krono U3824



**Caribbean**  
Krono U2510



**Emerald**  
Krono U155




**Melon**  
Krono U4814


Premium MFC Colours More MFC colour options are available upon request



**Purple Jam**  
F Unilin U140



**Lime Grass**  
Krono 5519




**Saffron Yellow**  
Krono U2644



**Flame Orange**  
Krono 7176



**Jaffa**  
Krono U2645



**Light Lilac**  
Krono U1254



**Fuchsia**  
Egger U337



**Mamara**  
Krono 5515



**Mint**  
Krono U126



**Petrol**  
Krono U4821

**Important Note:**  
The printing process or computer screen cannot reproduce exactly the subtle colours, textures and finishes of the decor range.  
Please review a sample prior to ordering.  
Laminate and Acrylic end panel colours are available upon request due to quantity of options available.  
20% premium charge for "Premium" colour options.





# Latitude Shelving

2022 Specification Guide



The Latitude shelving system is a firm favourite with librarians and designers. Complete with the ability to customise components and accessories to fit your precise needs, this system is cost effective and will bring a touch of finesse to both traditional and contemporary interiors.

This stylish and versatile but affordable shelving system can be designed with maximum flexibility; using a wide range of finishes, end panels and sizes we can help you create a system that perfectly fits your space and requirements.



## Sizes available

### What's the difference?

Our reference size is the industry standard sizing for shelving, and makes ordering from us a lot simpler. Please use the reference size when placing your order.

The actual size is primarily for use by architects and designers who need exact measurements for drawings and site layouts.

## Wall Freestanding

	Reference Size (mm)	Actual Size (mm)	
		Starter Bays	Add-On Bays
Height	2100	2120	2120
	1800	1820	1820
	1500	1520	1520
	1200	1220	1220
Width	1000	1062	1032
	900	962	932
	750	812	782
Depth	250	278	278
	300	328	328

## Double Sided Island

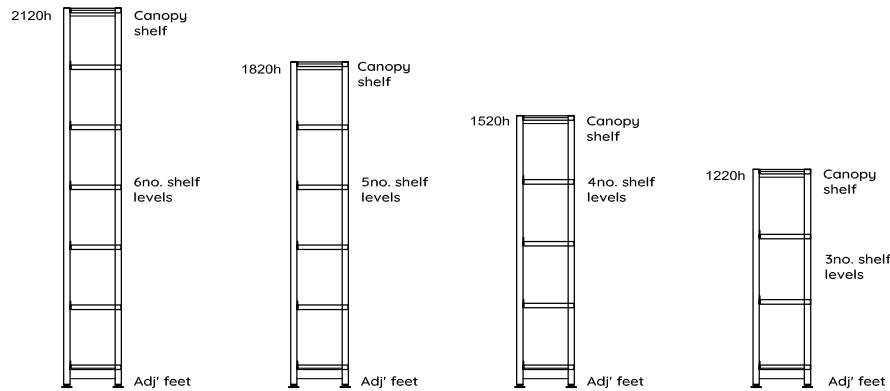
	Reference Size (mm)	Actual Size (mm)	
		Starter Bays	Add-On Bays
Height	2100	2120	2120
	1800	1820	1820
	1500	1520	1520
	1200	1220	1220
		With Castors	
	1500	1550	1550
	1200	1250	1250
Width	1000	1062	1032
	900	962	932
	750	812	782
Depth	250	526	526
	300	626	626



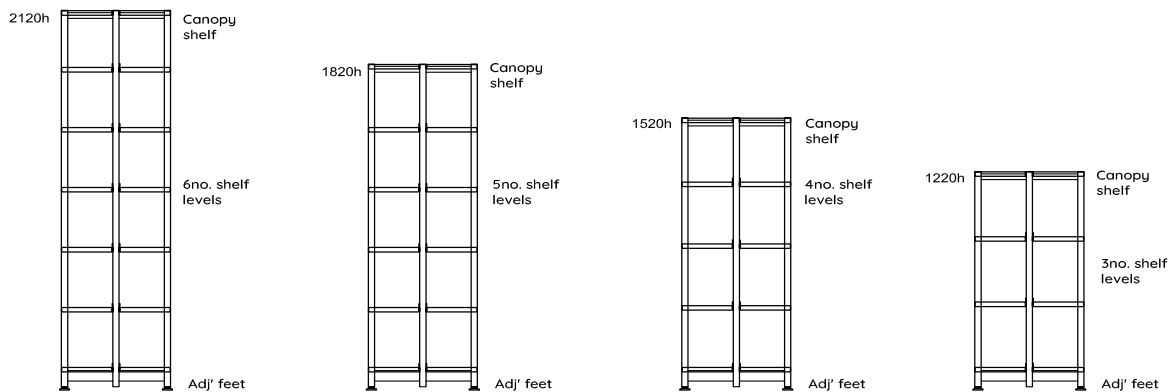
## Elevations

### Heights (mm)

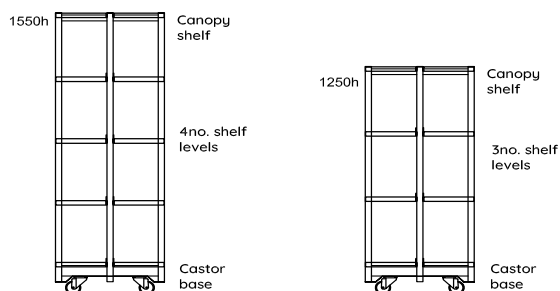
#### Wall Freestanding



#### Double Sided Island



#### Double Sided Island with Castors



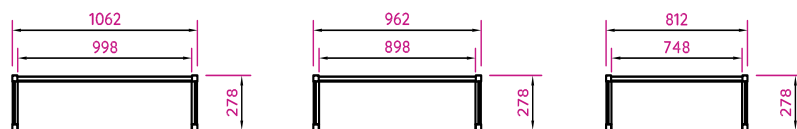
#### Please note:

- All shelves are shown 250mm deep. 300mm shelves are available.
- Levelling feet adjustment can add up to 15mm to the actual height of all Freestanding and Island units.

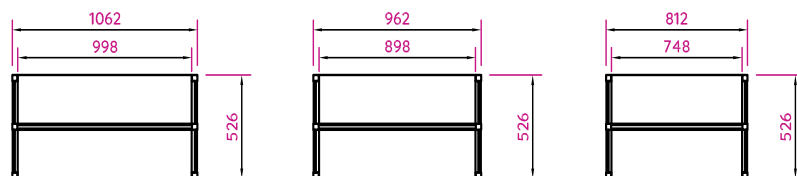
## Plan View

### Starter Bays Widths and Depths (mm)

#### Wall Freestanding

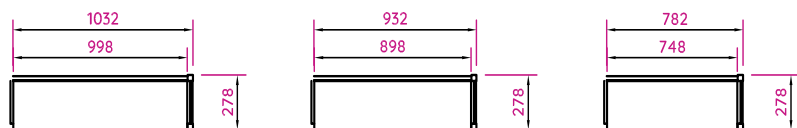


#### Double Sided Island

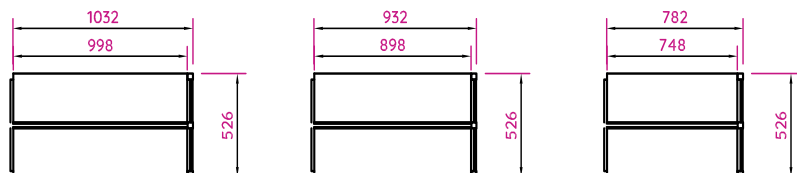


### Add-On Bays Widths and Depths (mm)

#### Wall Freestanding




#### Double Sided Island




## Accessories




Suspended Book Support



Magnetic Book Support



Conversion Bracket



Multimedia shelf



Bay Headers



Castor Frame



Display/Storage Box



End Table

## End panel options



Plain MFC



Laminated



Wow Display Panel



Acrylic



Steel Perforated



Steel Fully Perforated



## Standard MFC Colours More MFC colour options are available upon request



**Maple**  
Egger H1521



**Oak**  
Krono D687




**Beech**  
Egger H1511



**Walnut**  
Krono D481




**White**  
Egger W1000



**Light Grey**  
Egger U708



**Silver**  
Egger F501



**Graphite**  
Krono U164



**Red**  
Egger U321




**Yellow**  
Egger U114



**Blue**  
Egger U525



**Sea Blue**  
Krono U3824



**Caribbean**  
Krono U2510



**Emerald**  
Krono U155



**Melon**  
Krono U4814

## Premium MFC Colours More MFC colour options are available upon request



**Purple Jam**  
F Unilin U140



**Lime Grass**  
Krono 5519




**Saffron Yellow**  
Krono U2644



**Flame Orange**  
Krono 7176



**Jaffa**  
Krono U2645




**Light Lilac**  
Krono U1254



**Fuchsia**  
Egger U337



**Mamara**  
Krono 5515




**Mint**  
Krono U126




**Petrol**  
Krono U4821

## Steel Colours



**White**  
RAL 9010



**Light Grey**  
RAL 7035



**Silver**  
RAL 9006



**Anthracite Grey**  
RAL 7016



**Black**  
RAL 9005

### Important Note:

The printing process or computer screen cannot reproduce exactly the subtle colours, textures and finishes of the decor range.

Please review a sample prior to ordering.

Laminate and Acrylic end panel colours are available upon request due to quantity of options available.

20% premium charge for "Premium" colour options.



# Libris Shelving

2022 Specification Guide

Libris is a wood based shelving system that offers the styling of a bespoke system but based on standard modules. A premium range product, Libris is ideal for use in areas where a high quality specification and veneered finishes are important.

All shelves, including the revolutionary 3-way shelf positioning system, can be easily adjusted for full flexibility. Our abilities in bespoke furniture and shelving also means that we can tailor Libris shelving to suit your specific requirements.





## Sizes available

### What's the difference?

Our reference size is the industry standard sizing for shelving, and makes ordering from us a lot simpler. Please use the reference size when placing your order.

The actual size is primarily for use by architects and designers who need exact measurements for drawings and site layouts.

Also available in bespoke sizes

## Wall Freestanding

	Reference Size (mm)	Actual Size (mm)	
		Starter Bays	Add-On Bays
Height	2100	2114	2114
	1800	1826	1826
	1500	1506	1506
	1200	1218	1218
Width	900	944	922
	750	794	772
Depth	250	292	292
	300	342	342

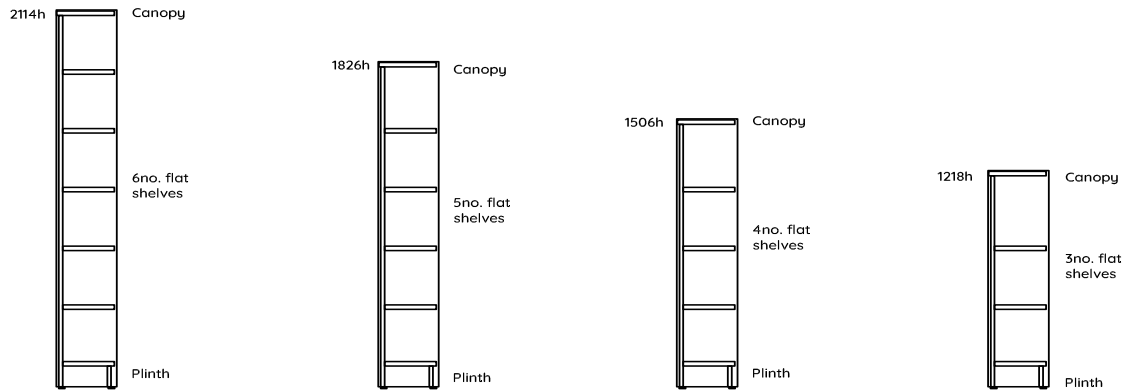
## Double Sided Island

	Reference Size (mm)	Actual Size (mm)	
		Starter Bays	Add-On Bays
Height	2100	2114	2114
	1800	1826	1826
	1500	1506	1506
	1200	1218	1218
		With Castors	
	1500	1606	1606
	1200	1318	1318
Width	900	944	922
	750	794	772
Depth	250	542	542
	300	642	642

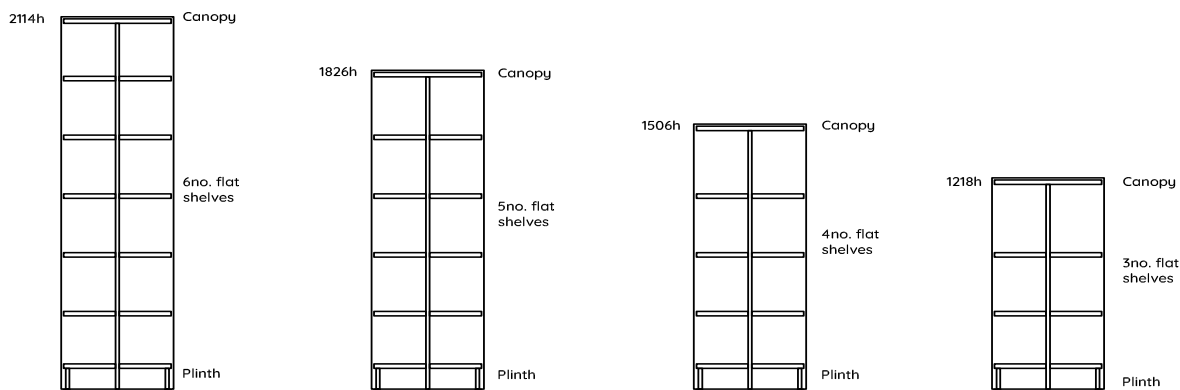
## Elevations

### Heights (mm)

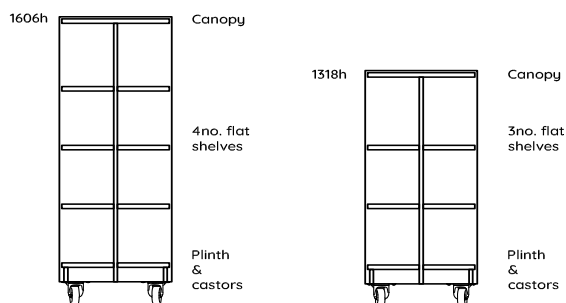
#### Wall Freestanding



#### Double Sided Island



#### Double Sided Island with Castors



#### Please note:

- All shelves are 280mm deep
- Levelling feet adjustment can add up to 15mm to the actual height of all Freestanding and Island units.

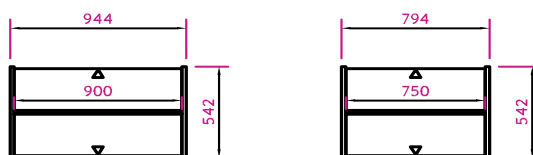
## Plan View

### Starter Bays Widths and Depths (mm)

Wall Freestanding



Double Sided Island

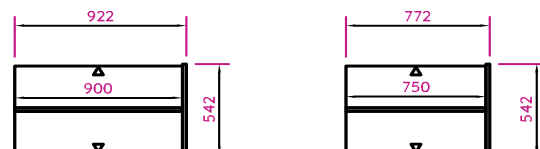


### Add-On Bays Widths and Depths (mm)

Wall Freestanding



Double Sided Island




## 3 Way Shelving System



Standard flat shelf



Tilted shelf



Face out display



## End panel options



Traditional

Slatted

Wave

Large Format  
Graphic

## Finishes Real wood veneers



Maple



American White  
Oak



Beech



Ash



Cherry



# Mirage Shelving

2022 Specification Guide



Mirage offers a cost effective, simple, and stylish shelving solution. With a minimalist look and feel Mirage has a modern edge whilst sitting comfortably in both modern and classic environments.

This shelving system is ideally suited where budgets need to be managed to the maximum.





## Sizes available

### What's the difference?

Our reference size is the industry standard sizing for shelving, and makes ordering from us a lot simpler. Please use the reference size when placing your order.

The actual size is primarily for use by architects and designers who need exact measurements for drawings and site layouts.

## Wall Freestanding

	Reference Size (mm)	Actual Size (mm)	
		Starter Bays	Add-On Bays
Height	2100	2113	2113
	1800	1813	1813
	1500	1513	1513
	1200	1213	1213
Width	900	950	925
	750	800	775
Depth	250	280	280

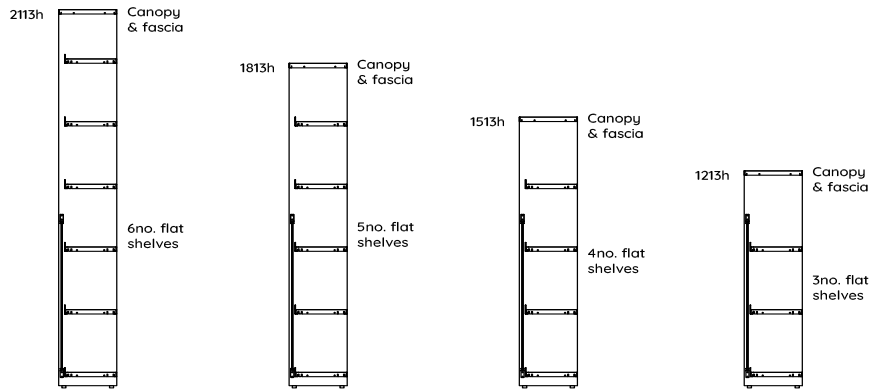
## Double Sided Island

	Reference Size (mm)	Actual Size (mm)	
		Starter Bays	Add-On Bays
Height	2100	2113	2113
	1800	1813	1813
	1500	1513	1513
	1200	1213	1213
Width	900	951	926
	750	801	776
Depth	280	530	530

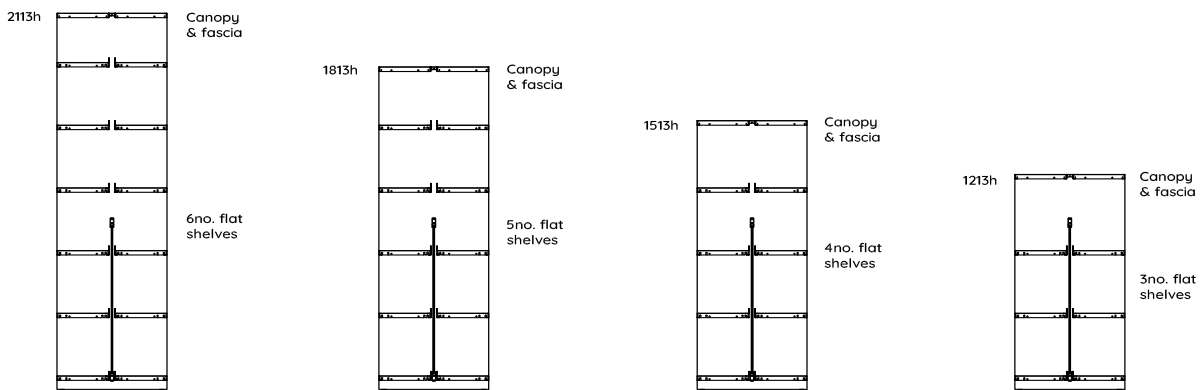
## Elevations

### Heights (mm)

#### Wall Freestanding



#### Double Sided Island



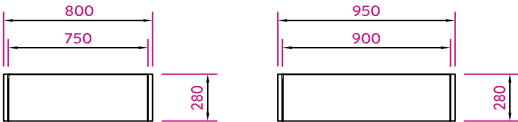
#### Please note:

- All shelves are 250mm deep
- Levelling feet adjustment can add up to 15mm to the actual height of all Freestanding and Island units.

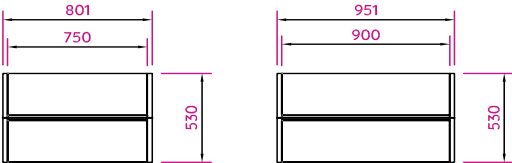
Plan View

Starter Bays Widths and Depths (mm)

Wall Freestanding

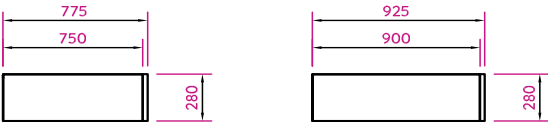


Double Sided Island

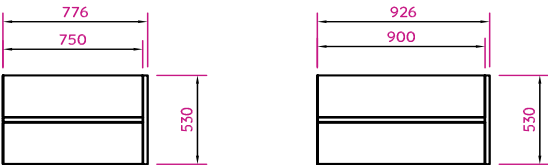


Add-On Bays Widths and Depths (mm)

Wall Freestanding



Double Sided Island






## Accessories



Suspended Book Support



Magnetic Book Support



Bay Headers



Shelf Front Signage

## End panel options

Mirage shelving comes with sleek end panels which are made of 25mm MFC with a 2mm PVC edging. The end panels are available in five finishes as standard.



**Maple**  
Egger H1521




**Oak**  
Krono D687



**Beech**  
Egger H1511



**Walnut**  
Krono D481




**White**  
Egger W1000


## Shelves

This shelving system is highly user-friendly as the adjustable shelves work with easily removable brackets so that you can quickly reconfigure as required. The same shelf can be used in either flat, or in a back-inclined position.

You may also use the same shelf and brackets in a display position. This feature gives great flexibility with your shelving units as you can easily change them around as and when required.




**White**  
RAL 9010



**Light Grey**  
RAL 7035



**Silver**  
RAL 9006



**Anthracite Grey**  
RAL 7016



**Black**  
RAL 9005

## Head Office

Concept House,  
Upton Valley Way East,  
Pineham Business Park,  
Northampton,  
NN4 9EF

[www.frem.co.uk](http://www.frem.co.uk)  
[info@frem.co.uk](mailto:info@frem.co.uk)  
01604 756567

## London Showroom

84 Clerkenwell Road  
London  
EC1M 5RF

